

PROPOSITIONAL LOGIC

ABOUT

If you've done any programming previously, these topics might seem familiar to you.

With propositional logic, we are making a statement that is either **true** or **false**, and we can modify and expand these statements with AND, OR, and NOT.

We will also be working with Truth Tables to figure out the result of a compound statement made up of two or more propositional variables.

TOPICS

1. Propositions

3. Truth Tables

And logical equivalence

2. Logic Notation

4. Tautology & Contradiction

1. PROPOSITIONS

In this part, we are working with propositions. **Propositions** are statements that are either true or false. You can also think of it as a “yes/no” question if phrased in question form.

In English...

“Fran has a cat.”

“The cat is black.”

More math-y...

“ $x > 10$ ”

“ x and y are equal”

Notes

Propositions are statements that are either true or false.

1. PROPOSITIONS

A **formal proposition** is also a statement that will be **true** or **false**, but may contain AND, OR, and NOT statements, combining multiple individual propositions into a single formal proposition.

In English...

*“Fran has a cat
AND
the cat is black”*

More math-y...

*“ $x > 10$ AND $x < 20$ ”

“ x equals y AND
 x does NOT equal z ”*

Notes

Propositions are statements that are either true or false.

Formal Propositions can contain one or more propositions.

1. PROPOSITIONS

So, we can build a formal proposition, like...

*“The printer is offline
AND
The printer is out of paper”*

The entire statement will be **true** if each proposition it is built from is also **true**, since we’re using an AND to link them.

Notes

Propositions are statements that are either true or false.

Formal Propositions can contain one or more propositions.

1. PROPOSITIONS

So, we can build a formal proposition, like...

*“The printer is offline
AND
The printer is out of paper”*

If one *part* happens to be false, like the printer is *online*, then this entire **formal proposition** will be **false**, because we can't say that both are true at once.

Notes

Propositions are statements that are either true or false.

Formal Propositions can contain one or more propositions.

1. PROPOSITIONS

So, we can build a formal proposition, like...

*“The printer is offline
OR
The printer is out of paper”*

If we change the AND to an OR, then it is OK for one of the parts to be **false**, as long as *at least one* proposition is **true**.

Notes

Propositions are statements that are either true or false.

Formal Propositions can contain one or more propositions.

1. PROPOSITIONS

*“The printer is offline
AND
The printer is out of paper”*

For this **formal proposition** to be true, all propositions must also be true.

If any propositions are false, then the entire formal proposition is false.

Notes

Propositions are statements that are either true or false.


Formal Propositions can contain one or more propositions.

1. PROPOSITIONS

*“The printer is offline
AND
The printer is out of paper”*

For this **formal proposition** to be true, all propositions must also be true.

If any propositions are false, then the entire formal proposition is false.



Notes

Propositions are statements that are either true or false.

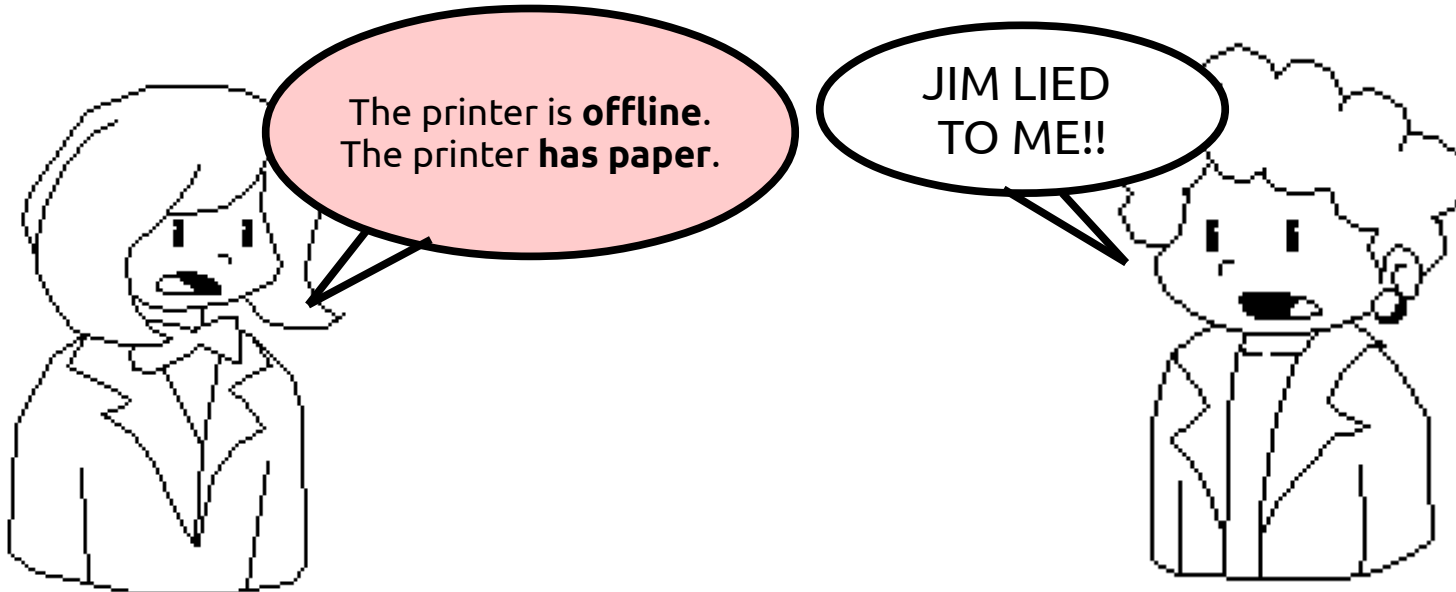
Formal Propositions can contain one or more propositions.

1. PROPOSITIONS

*“The printer is offline
AND
The printer is out of paper”*

For this **formal proposition** to be true, all propositions must also be true.

If any propositions are false, then the entire formal proposition is false.



Notes

Propositions are statements that are either true or false.

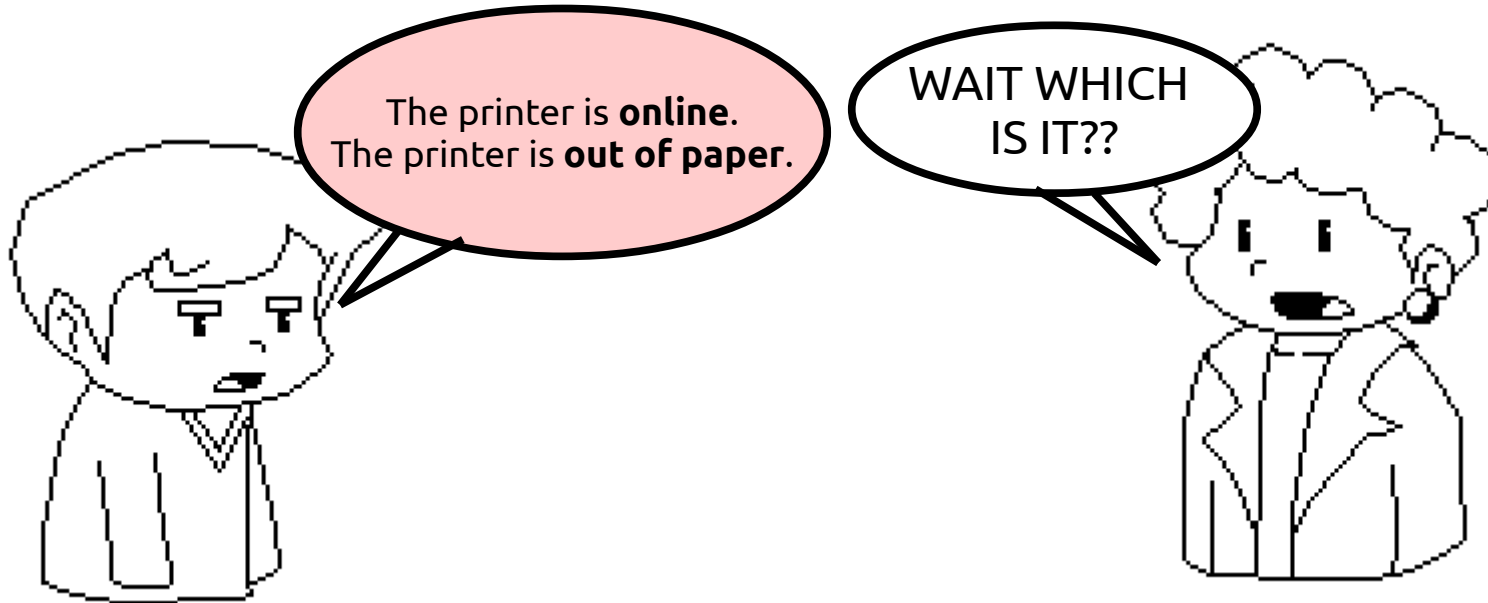
Formal Propositions can contain one or more propositions.

1. PROPOSITIONS

*“The printer is offline
AND
The printer is out of paper”*

For this **formal proposition** to be true, all propositions must also be true.

If any propositions are false, then the entire formal proposition is false.



Notes

Propositions are statements that are either true or false.

Formal Propositions can contain one or more propositions.

1. PROPOSITIONS

*“The printer is offline
AND
The printer is out of paper”*

For this **formal proposition** to be true, all propositions must also be true.

If any propositions are false, then the entire formal proposition is false.



The printer is **online**.
The printer **has paper**.

THAT'S THE
COMPLETE
OPPOSITE!



Notes

Propositions are statements that are either true or false.

Formal Propositions can contain one or more propositions.

1. PROPOSITIONS

*“The printer is offline
AND
The printer is out of paper”*

For this **formal proposition** to be true, all propositions must also be true.

If any propositions are false, then the entire formal proposition is false.

When an **AND** combines two propositions, the **formal proposition** is only true if both propositions are true!

Notes

Propositions are statements that are either true or false.

Formal Propositions can contain one or more propositions.

1. PROPOSITIONS

*“The printer is offline
OR
The printer is out of paper”*

For this **formal proposition** to be true, at least one proposition must be true.

The formal proposition will only be false if *all propositions* are false.



Notes

Propositions are statements that are either true or false.


Formal Propositions can contain one or more propositions.

1. PROPOSITIONS

*“The printer is offline
OR
The printer is out of paper”*

For this **formal proposition** to be true, at least one proposition must be true.

The formal proposition will only be false if *all propositions* are false.



Notes

Propositions are statements that are either true or false.

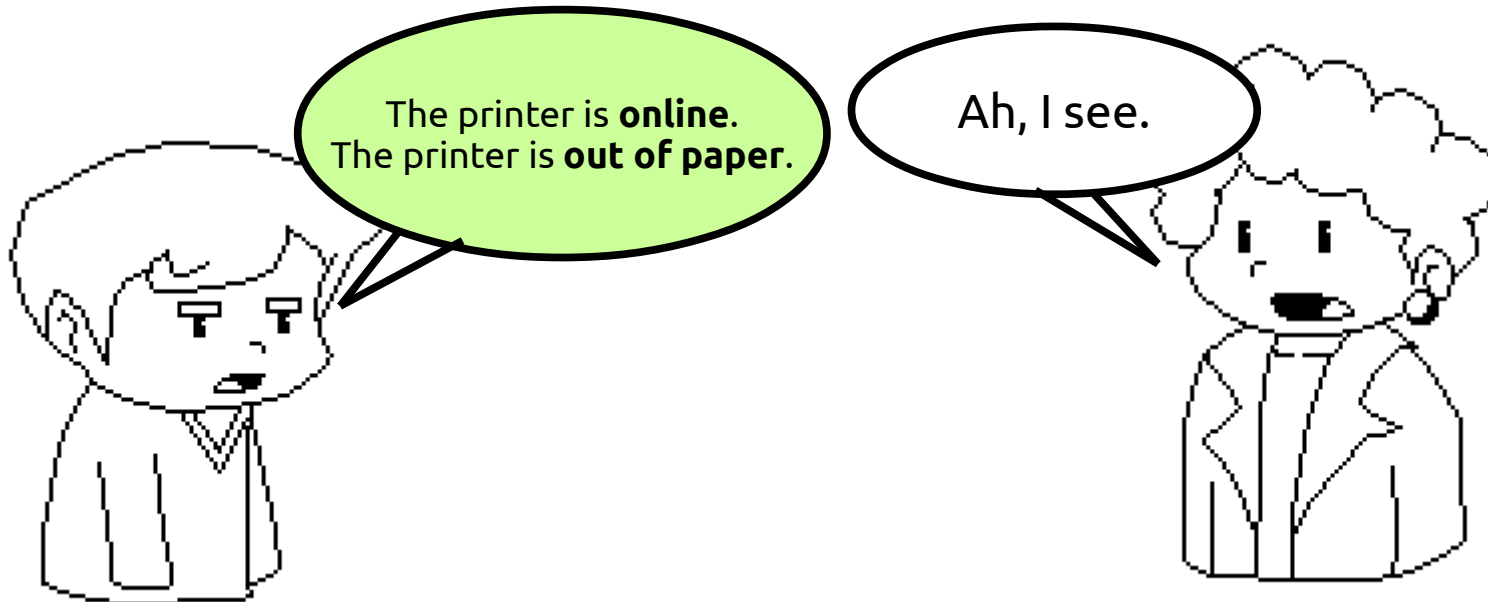
Formal Propositions can contain one or more propositions.

1. PROPOSITIONS

*“The printer is offline
OR
The printer is out of paper”*

For this **formal proposition** to be true, at least one proposition must be true.

The formal proposition will only be false if *all propositions* are false.



Notes

Propositions are statements that are either true or false.

Formal Propositions can contain one or more propositions.

1. PROPOSITIONS

*“The printer is offline
OR
The printer is out of paper”*

For this **formal proposition** to be true, at least one proposition must be true.

The formal proposition will only be false if *all propositions* are false.



The printer is **online**.
The printer **has paper**.

THAT'S THE
COMPLETE
OPPOSITE!



Notes

Propositions are statements that are either true or false.

Formal Propositions can contain one or more propositions.

1. PROPOSITIONS

*“The printer is offline
OR
The printer is out of paper”*

For this **formal proposition** to be true, at least one proposition must be true.

The formal proposition will only be false if *all propositions* are false.

When an **OR** combines two propositions, the **formal proposition** is true if one or both of the propositions are true!

Notes

Propositions are statements that are either true or false.

Formal Propositions can contain one or more propositions.

2. LOGIC NOTATION

When working with propositions, we will use propositional logic notation to represent **AND, OR, and NOT**.

We will also shorten propositional statements into **propositional variables**

Notes

2. LOGIC NOTATION

\wedge AND

\vee OR

\neg NOT (negation)

When we are creating a **formal proposition** from several other propositions, we specify our **propositional variables**, what they represent, and write our formal proposition with symbols.

Notes

\wedge	AND
\vee	OR
\neg	NOT

2. LOGIC NOTATION

\wedge AND

\vee OR

\neg NOT (negation)

When we are creating a **formal proposition** from several other propositions, we specify our **propositional variables**, what they represent, and write our formal proposition with symbols.

p : The printer is out of paper

o : The printer is offline

$p \wedge o$: the printer is out of paper AND the printer is offline.

Notes

\wedge	AND
\vee	OR
\neg	NOT

2. LOGIC NOTATION

Practice 1:

Given the following propositions:

p: I am a pirate

g: I drink grog

Write the following symbolically:

1. I am a pirate AND I drink grog
2. I am a pirate AND I don't drink grog
3. Either I am a pirate OR I don't drink grog

Notes

\wedge	AND
\vee	OR
\neg	NOT

2. LOGIC NOTATION

Practice 1:

Given the following propositions:

p : *I am a pirate*

g : *I drink grog*

Write the following symbolically:

1. I am a pirate AND I drink grog

$p \wedge g$

2. I am a pirate AND I don't drink grog

$p \wedge \neg g$

3. Either I am a pirate OR I don't drink grog

$p \vee \neg g$

Notes

\wedge	AND
\vee	OR
\neg	NOT

2. LOGIC NOTATION

\wedge AND

\vee OR

\neg NOT (negation)

If we prepend a **negation symbol** \neg to a propositional variable, the result of this formal proposition is the opposite of the proposition on its own.

p : The printer is out of paper

$\neg p$: The printer is NOT out of paper

Notes

\wedge	AND
\vee	OR
\neg	NOT

2. LOGIC NOTATION

\wedge AND

\vee OR

\neg NOT (negation)

If we have a formal proposition using AND:

$$p \wedge q \quad \text{p AND q}$$

And we negate it:

$$\neg(p \wedge q) \quad \text{NOT (p AND q)}$$

The result is:

$$\neg p \vee \neg q \quad \text{NOT p OR NOT q}$$

Notes

\wedge AND
 \vee OR
 \neg NOT

$$\neg(p \wedge q) \equiv \neg p \vee \neg q$$

2. LOGIC NOTATION

\wedge AND

\vee OR

\neg NOT (negation)

If we have a formal proposition using OR:

$$p \vee q \quad \text{p OR q}$$

And we negate it:

$$\neg(p \vee q) \quad \text{NOT (p OR q)}$$

The result is:

$$\neg p \wedge \neg q \quad \text{NOT p AND NOT q}$$

Notes

\wedge AND
 \vee OR
 \neg NOT

$$\neg(p \wedge q) \equiv \neg p \vee \neg q$$

$$\neg(p \vee q) \equiv \neg p \wedge \neg q$$

2. LOGIC NOTATION

Practice 2:

Given the following propositions:

p : *I am a pirate* g : *I drink grog*

Write the following in English:

1. $\neg(p \wedge g)$

2. $\neg(p \vee g)$

Notes

\wedge	AND
\vee	OR
\neg	NOT

$$\neg(p \wedge q) \equiv \neg p \vee \neg q$$

$$\neg(p \vee q) \equiv \neg p \wedge \neg q$$

2. LOGIC NOTATION

Practice 2:

Given the following propositions:

p : *I am a pirate* g : *I drink grog*

Write the following in English:

1. $\neg(p \wedge g)$ It is not true that... I am a pirate AND I drink grog.

$\equiv \neg p \vee \neg g$ I am NOT a pirate OR I DON'T drink grog.

2. $\neg(p \vee g)$ It is not true that... I am a pirate OR I drink grog.

$\equiv \neg p \wedge \neg g$ I am NOT a pirate AND I DON'T drink grog.

Notes

\wedge	AND
\vee	OR
\neg	NOT

$\neg(p \wedge q) \equiv \neg p \vee \neg q$

$\neg(p \vee q) \equiv \neg p \wedge \neg q$

2. LOGIC NOTATION

Wait, but how do we know that these are actually **logically equivalent??**

$$\neg(p \wedge q) \equiv \neg p \vee \neg q$$

$$\neg(p \vee q) \equiv \neg p \wedge \neg q$$

We know because we can **diagram** all the possible states using a **truth table**.

Two different **formal propositions** are **logically equivalent** if their outcomes are the same for all possible states of **p** and **q** (or however many propositional variables there are...)

Notes

\wedge	AND
\vee	OR
\neg	NOT

$$\neg(p \wedge q) \equiv \neg p \vee \neg q$$

$$\neg(p \vee q) \equiv \neg p \wedge \neg q$$

3. TRUTH TABLES

p
True
False

The truth table of a single propositional variable is very simple... it can only be true or false!

Notes

\wedge AND
 \vee OR
 \neg NOT

$$\neg(p \wedge q) \equiv \neg p \vee \neg q$$

$$\neg(p \vee q) \equiv \neg p \wedge \neg q$$

3. TRUTH TABLES

p
True
False

The truth table of a single propositional variable is very simple... it can only be true or false!

For a **formal proposition**, we start by writing out all possible combinations of values for each **propositional variable**.

Remember the coin flips? But here we use **true** and **false** instead of heads and tails...

Notes

\wedge AND
 \vee OR
 \neg NOT

$$\neg(p \wedge q) \equiv \neg p \vee \neg q$$

$$\neg(p \vee q) \equiv \neg p \wedge \neg q$$

3. TRUTH TABLES

p	q
True	True
True	False
False	True
False	False

If we're going to be working with a formal proposition like $p \wedge q$, then first we need to write out all combinations of p and q together.

Each variable can be **true** or **false**, but we have four outcomes:

1. True, True
2. True, False
3. False, True
4. False False

Notes

\wedge AND
 \vee OR
 \neg NOT

$$\neg(p \wedge q) \equiv \neg p \vee \neg q$$

$$\neg(p \vee q) \equiv \neg p \wedge \neg q$$

3. TRUTH TABLES

p	q	$p \wedge q$
True	True	?
True	False	?
False	True	?
False	False	?

After we've written out all the **combinations of propositional variables**,

then we write out the **formal proposition** itself.

Notes

\wedge AND
 \vee OR
 \neg NOT

$$\neg(p \wedge q) \equiv \neg p \vee \neg q$$

$$\neg(p \vee q) \equiv \neg p \wedge \neg q$$

3. TRUTH TABLES

p	q	$p \wedge q$
True	True	True
True	False	False
False	True	False
False	False	False

Remember that for a statement with AND, the entire formal proposition can only be true if *all propositions are true*.

Otherwise, the entire formal proposition will be *false*.

Notes

\wedge AND
 \vee OR
 \neg NOT

$$\neg(p \wedge q) \equiv \neg p \vee \neg q$$

$$\neg(p \vee q) \equiv \neg p \wedge \neg q$$

3. TRUTH TABLES

p	q	$p \wedge q$
True	True	True
True	False	False
False	True	False
False	False	False

Remember that for a statement with AND, the entire formal proposition can only be true if *all propositions are true*.

Otherwise, the entire formal proposition will be *false*.

p	q	$p \vee q$
True	True	True
True	False	True
False	True	True
False	False	False

And with a statement with OR, the entire formal proposition will be *true* if *at least one proposition is true*.

It can only be *false* if all propositions are *false*.

Notes

\wedge AND
 \vee OR
 \neg NOT

$$\neg(p \wedge q) \equiv \neg p \vee \neg q$$

$$\neg(p \vee q) \equiv \neg p \wedge \neg q$$

3. TRUTH TABLES

Let's not forget the negation!

A negation can work on a single propositional variable, and the result is the opposite of whatever that variable's value is!

p	$\neg p$
True	False
False	True

Notes

\wedge AND
 \vee OR
 \neg NOT

p	q	$p \wedge q$
True	True	True
True	False	False
False	True	False
False	False	False

p	q	$p \vee q$
True	True	True
True	False	True
False	True	True
False	False	False

3. TRUTH TABLES

Using these truth tables, we can build out truth tables for more complex formal propositions, including proving that two formal propositions are **logically equivalent**.

Notes

p	$\neg p$
True	False
False	True

p	q	$p \wedge q$
True	True	True
True	False	False
False	True	False
False	False	False

p	q	$p \vee q$
True	True	True
True	False	True
False	True	True
False	False	False

3. TRUTH TABLES

Let's show that $\neg(p \wedge q) \equiv \neg p \vee \neg q$

We will start with the table for p AND q ...

p	q	$p \wedge q$
True	True	True
True	False	False
False	True	False
False	False	False

Notes

p	$\neg p$
True	False
False	True

p	q	$p \wedge q$
True	True	True
True	False	False
False	True	False
False	False	False

p	q	$p \vee q$
True	True	True
True	False	True
False	True	True
False	False	False

3. TRUTH TABLES

Let's show that $\neg(p \wedge q) \equiv \neg p \vee \neg q$

We will start with the table for p AND q ...

Then, knowing that the negation of a proposition will give us the *opposite*, we can write out $\neg(p \wedge q)$

p	q	$p \wedge q$	$\neg(p \wedge q)$
True	True	True	False
True	False	False	True
False	True	False	True
False	False	False	True

Notes

p	$\neg p$
True	False
False	True

p	q	$p \wedge q$
True	True	True
True	False	False
False	True	False
False	False	False

p	q	$p \vee q$
True	True	True
True	False	True
False	True	True
False	False	False

3. TRUTH TABLES

Let's show that $\neg(p \wedge q) \equiv \neg p \vee \neg q$

Now maybe $\neg p \vee \neg q$ is hard to do in our head, so let's break it down and do $\neg p$ and $\neg q$ first...

p	q	$p \wedge q$	$\neg(p \wedge q)$	$\neg p$	$\neg q$
True	True	True	False	False	False
True	False	False	True	False	True
False	True	False	True	True	False
False	False	False	True	True	True

Notes

p	$\neg p$
True	False
False	True

p	q	$p \wedge q$
True	True	True
True	False	False
False	True	False
False	False	False

p	q	$p \vee q$
True	True	True
True	False	True
False	True	True
False	False	False

3. TRUTH TABLES

Let's show that $\neg(p \wedge q) \equiv \neg p \vee \neg q$

And now we'll figure out $\neg p \vee \neg q$ using the $\neg p$ and $\neg q$ columns.

(Remember: for an OR statement, if one proposition is true, then the entire formal proposition is true!)

p	q	$p \wedge q$	$\neg(p \wedge q)$	$\neg p$	$\neg q$	$\neg p \vee \neg q$
True	True	True	False	False	False	False
True	False	False	True	False	True	True
False	True	False	True	True	False	True
False	False	False	True	True	True	True

Notes

p	$\neg p$
True	False
False	True

p	q	$p \wedge q$
True	True	True
True	False	False
False	True	False
False	False	False

p	q	$p \vee q$
True	True	True
True	False	True
False	True	True
False	False	False

3. TRUTH TABLES

And from building out the truth table to show the results of $\neg(p \wedge q)$ and $\neg p \vee \neg q$ we can show that they are logically equivalent, which is denoted by \equiv

p	q	$p \wedge q$	$\neg(p \wedge q)$	$\neg p$	$\neg q$	$\neg p \vee \neg q$
True	True	True	False	False	False	False
True	False	False	True	False	True	True
False	True	False	True	True	False	True
False	False	False	True	True	True	True

Notes

p	$\neg p$
True	False
False	True

p	q	$p \wedge q$
True	True	True
True	False	False
False	True	False
False	False	False

p	q	$p \vee q$
True	True	True
True	False	True
False	True	True
False	False	False

3. TRUTH TABLES

Practice 3: Build out the truth table for $p \vee \neg q$

Notes

p	$\neg p$
True	False
False	True

p	q	$p \wedge q$
True	True	True
True	False	False
False	True	False
False	False	False

p	q	$p \vee q$
True	True	True
True	False	True
False	True	True
False	False	False

3. TRUTH TABLES

Practice 3: Build out the truth table for $p \vee \neg q$

p	q	$\neg q$	$p \vee \neg q$
True	True	False	True
True	False	True	True
False	True	False	False
False	False	True	True

Notes

p	$\neg p$
True	False
False	True

p	q	$p \wedge q$
True	True	True
True	False	False
False	True	False
False	False	False

p	q	$p \vee q$
True	True	True
True	False	True
False	True	True
False	False	False

3. TRUTH TABLES

Practice 4: Build out the truth table for $p \wedge \neg q$

Notes

p	$\neg p$
True	False
False	True

p	q	$p \wedge q$
True	True	True
True	False	False
False	True	False
False	False	False

p	q	$p \vee q$
True	True	True
True	False	True
False	True	True
False	False	False

3. TRUTH TABLES

Practice 4: Build out the truth table for $p \wedge \neg q$

p	q	$\neg q$	$p \wedge \neg q$
True	True	False	False
True	False	True	True
False	True	False	False
False	False	True	False

Notes

p	$\neg p$
True	False
False	True

p	q	$p \wedge q$
True	True	True
True	False	False
False	True	False
False	False	False

p	q	$p \vee q$
True	True	True
True	False	True
False	True	True
False	False	False

3. TRUTH TABLES

Practice 5: Build out the truth table in order to prove that $\neg(p \vee q) \equiv \neg p \wedge \neg q$

Notes

p	$\neg p$
True	False
False	True

p	q	$p \wedge q$
True	True	True
True	False	False
False	True	False
False	False	False

p	q	$p \vee q$
True	True	True
True	False	True
False	True	True
False	False	False

3. TRUTH TABLES

Practice 5: Build out the truth table in order to prove that $\neg(p \vee q) \equiv \neg p \wedge \neg q$

p	q	$p \vee q$	$\neg(p \vee q)$	$\neg p$	$\neg q$	$\neg p \wedge \neg q$
True	True	True	False	False	False	False
True	False	True	False	False	True	False
False	True	True	False	True	False	False
False	False	False	True	True	True	True

Notes

p	$\neg p$
True	False
False	True

p	q	$p \wedge q$
True	True	True
True	False	False
False	True	False
False	False	False

p	q	$p \vee q$
True	True	True
True	False	True
False	True	True
False	False	False

4. TAUTOLOGY & CONTRADICTION

Sometimes, we may get a formal proposition where, no matter what the states of the propositions it is made up of, all outcomes turn out **true**, or all outcomes turn out **false**.

When all outcomes are **true**, the formal proposition is a **tautology**.

When all outcomes are **false**, the formal proposition is a **contradiction**.

Notes

p	$\neg p$
True	False
False	True

p	q	$p \wedge q$
True	True	True
True	False	False
False	True	False
False	False	False

p	q	$p \vee q$
True	True	True
True	False	True
False	True	True
False	False	False

4. TAUTOLOGY & CONTRADICTION

As a simple example, let's say we have a formal proposition $p \vee \neg p$ p OR NOT p ...

Notes

p	$\neg p$
True	False
False	True

p	q	$p \wedge q$
True	True	True
True	False	False
False	True	False
False	False	False

p	q	$p \vee q$
True	True	True
True	False	True
False	True	True
False	False	False

4. TAUTOLOGY & CONTRADICTION

As a simple example, let's say we have a formal proposition $p \vee \neg p$ p OR NOT p ...

When we draw out the truth table, we can see that all results are **True**. This is a **tautology**.

p	$\neg p$	$p \vee \neg p$
True	False	True
False	True	True

Notes

p	$\neg p$
True	False
False	True

p	q	$p \wedge q$
True	True	True
True	False	False
False	True	False
False	False	False

p	q	$p \vee q$
True	True	True
True	False	True
False	True	True
False	False	False

4. TAUTOLOGY & CONTRADICTION

Or how about p AND NOT p? $p \wedge \neg p$

Notes

p	$\neg p$
True	False
False	True

p	q	$p \wedge q$
True	True	True
True	False	False
False	True	False
False	False	False

p	q	$p \vee q$
True	True	True
True	False	True
False	True	True
False	False	False

4. TAUTOLOGY & CONTRADICTION

Or how about p AND NOT p ? $p \wedge \neg p$

All outcomes are **false**, so this is a **contradiction**.

p	$\neg p$	$p \wedge \neg p$
True	False	False
False	True	False

Notes

p	$\neg p$
True	False
False	True

p	q	$p \wedge q$
True	True	True
True	False	False
False	True	False
False	False	False

p	q	$p \vee q$
True	True	True
True	False	True
False	True	True
False	False	False

4. TAUTOLOGY & CONTRADICTION

Sometimes, a formal proposition may end up being a tautology or a contradiction.

Later on, we will do some **proofs by contradiction**, to prove that a statement is true, because the opposite would be a contradiction.

p	$\neg p$	$p \vee \neg p$
True	False	True
False	True	True

p	$\neg p$	$p \wedge \neg p$
True	False	False
False	True	False

Notes

p	$\neg p$
True	False
False	True

p	q	$p \wedge q$
True	True	True
True	False	False
False	True	False
False	False	False

p	q	$p \vee q$
True	True	True
True	False	True
False	True	True
False	False	False

FINALLY...

We can build out truth tables that have even more propositional variables, and the table may get confusing to keep track of.

p	q	r
T	T	T
T	T	F
T	F	T
T	F	F
F	T	T
F	T	F
F	F	T
F	F	F

FINALLY...

We can build out truth tables that have even more propositional variables, and the table may get confusing to keep track of.

p	q	r
T	T	T
T	T	F
T	F	T
T	F	F
F	T	T
F	T	F
F	F	T
F	F	F

The rule of thumb is to start at all-true, and then change the right-most variable.

FINALLY...

We can build out truth tables that have even more propositional variables, and the table may get confusing to keep track of.

p	q	r
T	T	T
T	T	F
T	F	T
T	F	F
F	T	T
F	T	F
F	F	T
F	F	F

The rule of thumb is to start at all-true, and then change the right-most variable.

Then, go to the next column, change it, and repeat the column to the right.

FINALLY...

We can build out truth tables that have even more propositional variables, and the table may get confusing to keep track of.

p	q	r
T	T	T
T	T	F
T	F	T
T	F	F
F	T	T
F	T	F
F	F	T
F	F	F

The rule of thumb is to start at all-true, and then change the right-most variable.

Then, go to the next column, change it, and repeat the column to the right.

And move from right-to-left.

FINALLY...

You should notice a pattern...

p	q	r
T	T	T
T	T	F
T	F	T
T	F	F
F	T	T
F	T	F
F	F	T
F	F	F

The right-most column changes value at every-other-row

FINALLY...

You should notice a pattern...

p	q	r
T	T	T
T	T	F
T	F	T
T	F	F
F	T	T
F	T	F
F	F	T
F	F	F

The 2nd column goes by 2's

The right-most column changes value at every-other-row

FINALLY...

You should notice a pattern...

p	q	r
T	T	T
T	T	F
T	F	T
T	F	F
F	T	T
F	T	F
F	F	T
F	F	F

The 3rd column goes by 4's

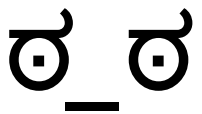
The 2nd column goes by 2's

The right-most column changes value at every-other-row

FINALLY...

You should notice a pattern...

So keep to the pattern! It makes it really hard to grade things if they're not in order!



p	q	r
T	T	T
T	T	F
T	F	T
T	F	F
F	T	T
F	T	F
F	F	T
F	F	F

The 3rd column goes by 4's

The 2nd column goes by 2's

The right-most column changes value at every-other-row

CONCLUSION

Next time we will be working with propositional logic more, but using predicates.

It is similar to what we did this time, but instead of just “ p ” and “ q ”, we have “ $P(x)$ ” and “ $Q(x)$ ”, where x is an input variable, and whether “ $P(x)$ ” evaluates to *true* or *false* depends on what the input value x is.

We will also explore the usage of “For All” and “There Exists” when we are building quantified statements.